

Wall Mount, Dual Provider Switch Jack



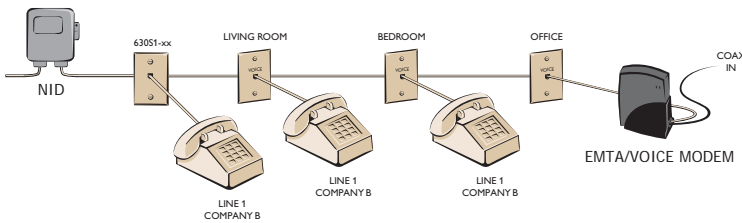
Product Description

The switch jack from Suttle allows two providers' service to be controlled at the first jack in series through a simple, customer-operable switch. This jack eliminates the need for service truck rolls and jack re-wiring when the service is changed by the home owner. Intended for daisy chained retrofit applications.

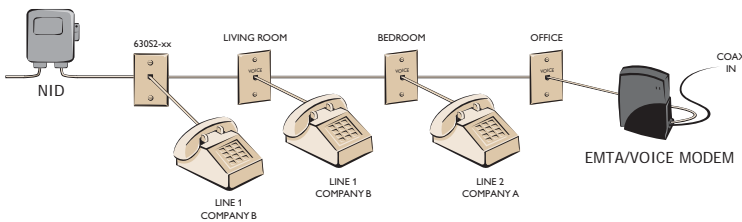
Application

This jack is designed for a competitive service provider to distribute voice service through a home's existing wiring. The jack must be terminated at the demarcation point where the incoming wire enters the customer's premise (first jack in series). The incumbent service provider's incoming wires are terminated to the blunt cut leads using the butt splice connectors. Premise wires are terminated to the screws on the terminal block. All jacks connected to the standard screw terminals in this jack will be controlled through this switched jack. All jacks connected to the screw terminals labeled "PROVIDER A" will be connected directly to the incumbents wiring regardless of the switch position.

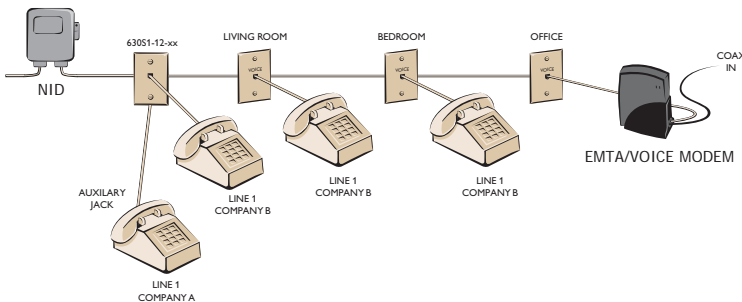
Single line option (630S1-xx): plug an EMTA into jack to feed all jacks in series.



Dual line option (630S2-xx): plug an EMTA into one port, feeds service to other port as well as all jacks in series.



Auxiliary jack options (630S1-12-xx, 630S2-12-xx): plug an EMTA into jack to feed all jacks in series, dedicated auxiliary jack



Features

- Customer operable switches.
- Single and Dual Line versions.
- Wire it once - no rewiring required if service turned back to incumbent.
- Switch is inset to avoid accidental switching.
- Plastic wall and PCB provide added protection from damage to wires and switches during installation.
- Available auxiliary jack, prewired to the "PROVIDER A" screw terminals (NOT controlled by the switch).
- Customizable for your name/logo - Reinforce your brand at the visible point of service.

Specifications

Contact: - - - - - Spring tempered phosphor-bronze 0.018" diameter
 50 micro inch hard gold plating minimum
 100 micro inch underplate with sulfamate nickel

Terminals: - - - - - Binding Screws

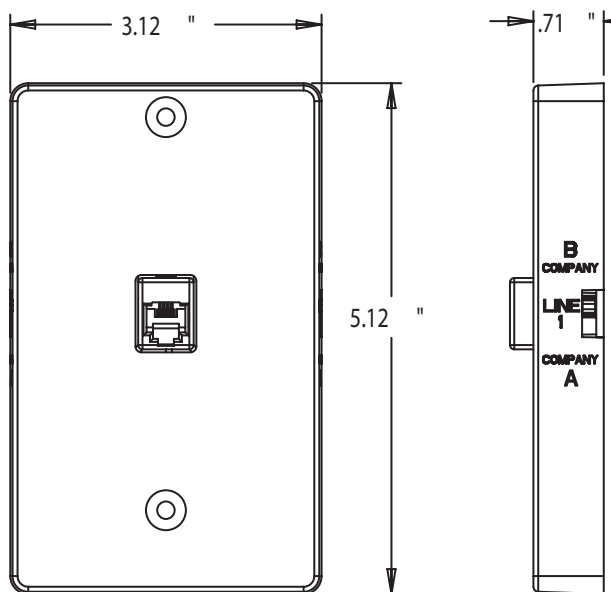
Contact Pressure: - - - - - 100 grams minimum

Contact Resistance: - - - - - 5 milliohms maximum

Insulation Resistance: - - - - - 500 mega ohms minimum

Current/Voltage: - - - - - 140 VDC @ 2 amps

cULus listed (pending)



Ordering Information

<u>Product Number</u>	<u>Description</u>
630S1-xx	Single Line switched jack, 2-conductor, screw terminals, filled splice connectors.
630S2-xx	Dual Line switched jack, 4-conductor, screw terminals, filled splice connectors.
630S1-12-xx	Single Line switched jack, 2-conductor, screw terminals, filled splice connectors, with dedicated auxiliary jack.
630S2-12-xx	Dual Line switched jack, 4-conductor, screw terminals, filled splice connectors, with dedicated auxiliary jack.
Colors (xx):	(52) Electrical Ivory

Specifications subject to change without notice. Copyright 2005. Original: 6/05