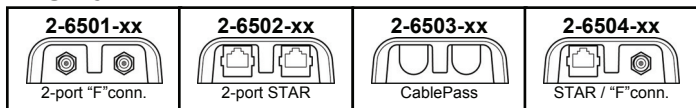


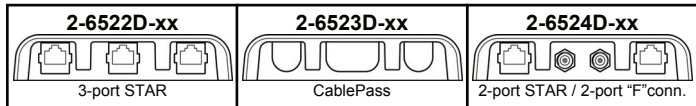
Integrity Plates

2-6500-xx includes all 4 inserts



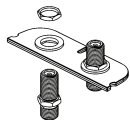
Integrity Wide Plates

2-6520D-xx includes all 3 inserts

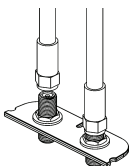


Installation:

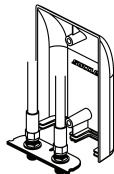
"F" conn.



Assemble bulkheads
to plate insert

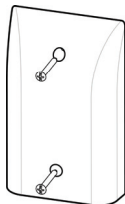


Connect incoming
cables to bulkheads

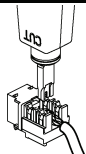


Assemble plate
insert to wall plate

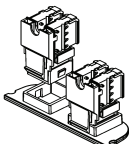
Attach wall plate
to the wall with
provided screws



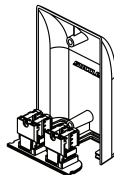
STAR Jacks



Terminate horizontal
cable to jack



Assemble jacks to
the plate insert



Assemble plate
insert to wall plate

Jack latch tabs
facing away from
the wall

